

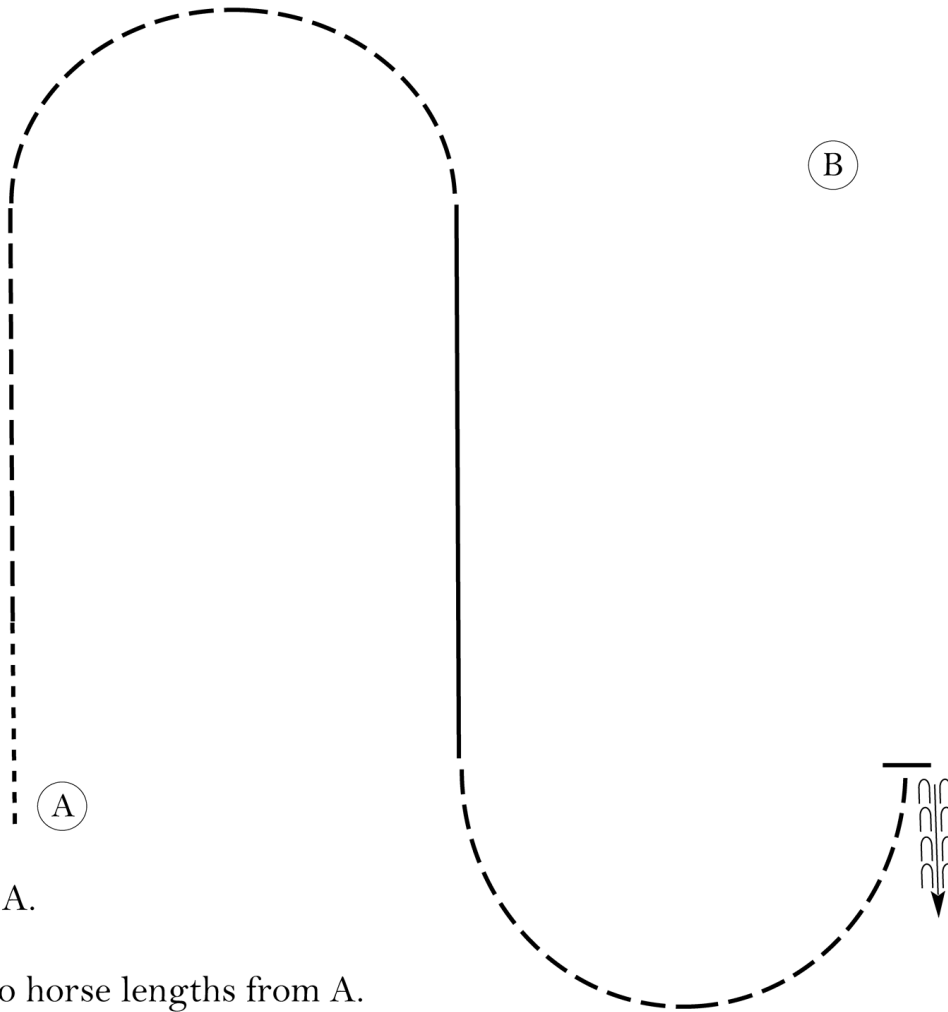
MQHYA Winter Spectacular

Feb 3, 2012 Hunt Seat Equitation (Novice Youth & Novice Amateur)

Show Date: February 2012

w w w . H o r s e S h o w P a t t e r n s . c o m

w w w . H o r s e S h o w P a t t e r n s . c o m



Be ready at A.

1. Walk two horse lengths from A.
2. Trot forward on the left diagonal and a half circle until even with B.
3. Canter on the left lead until even with A.
4. Trot a half circle on the right diagonal until even with A.
5. Stop and back approximately one horse length.

Follow the instructions of your ring steward.

Walk	-----
Trot	- - - - -
Extended Trot	— — — — —
Canter	—————
Leg Yield	
Lead Change	↙ ↘
Back	← ← ← ← ←
Marker	⊙
Sidepass	← — — — — →
Hand Gallop	—————

[HSE/1-57]

Pattern Provided by:
MQHA

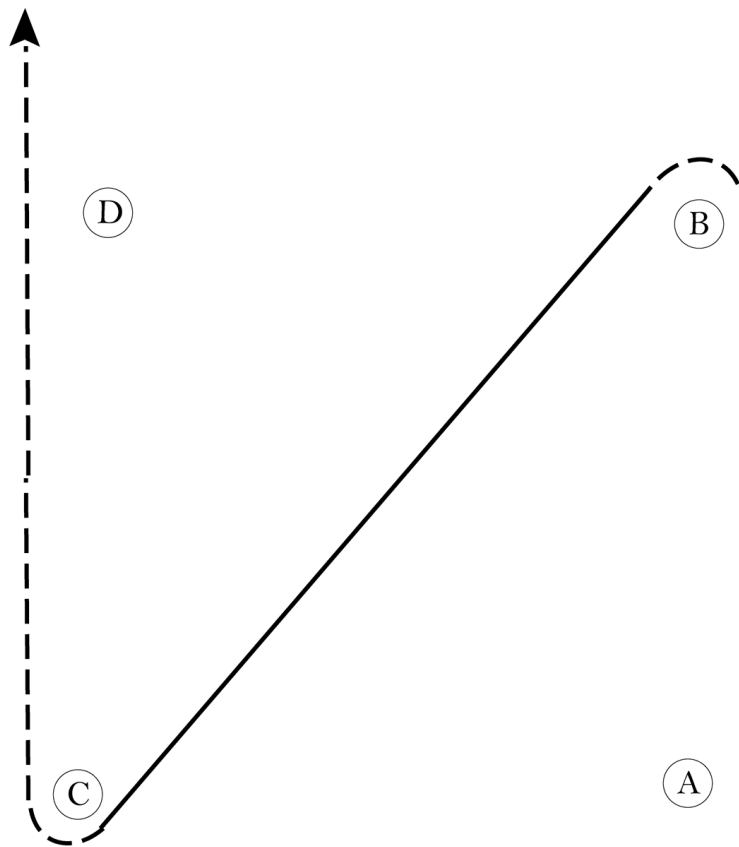
MQHYA Winter Spectacular

Feb 5, 2012 Hunt Seat Equitation (Novice Youth & Novice Amateur)

Show Date: February 2012

w w w . H o r s e S h o w P a t t e r n s . c o m

w w w . H o r s e S h o w P a t t e r n s . c o m



Be ready at A.

1. Walk approximately two horse lengths from A.
2. Trot on the right diagonal to and around B.
3. At B, canter left lead to C.
4. Trot around C and to D on the left diagonal.

Pattern is complete once you pass D at the trot.

Follow the directions of your ring steward.

Walk	-----
Trot	- - - - -
Extended Trot	— — — —
Canter	—————
Lead Change	
Back	
Marker	
Hand Gallop	—————

[HSE/1-48]

Pattern Provided by:

MQHA

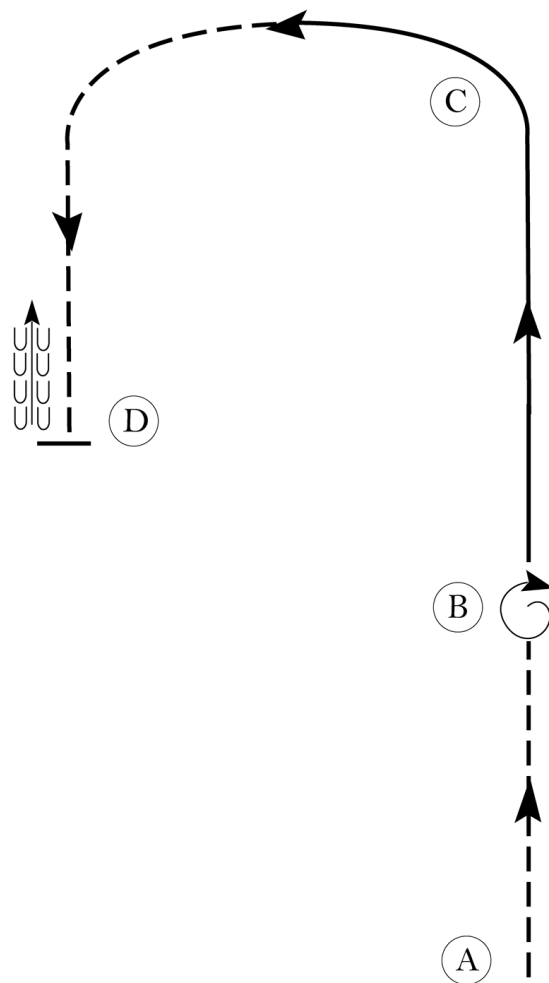
MQHYA Winter Spectacular

Feb 5, 2012 Hunt Seat Equitation (Amateur, Select & Youth)

Show Date: February 2012

w w w . H o r s e S h o w P a t t e r n s . c o m

w w w . H o r s e S h o w P a t t e r n s . c o m



Be ready at A.

1. Posting trot on the left diagonal from A to B.
2. Stop at B and turn on the forehand 360 degrees to the right.
3. At B, canter on the right lead.
4. At the top of the arc, transition to the posting trot to D.
5. Stop and back approximately one horse length at D.

Exit at a sitting trot.

Walk	-----
Trot	- - - - -
Extended Trot	— — — — —
Canter	—————
Leg Yield	
Lead Change	— / —
Back	← ← ← ← ←
Marker	(B)
Sidepass	← — — — — ←
Hand Gallop	— — — — —

[HSE/2-22]

Pattern Provided by:

MQHA

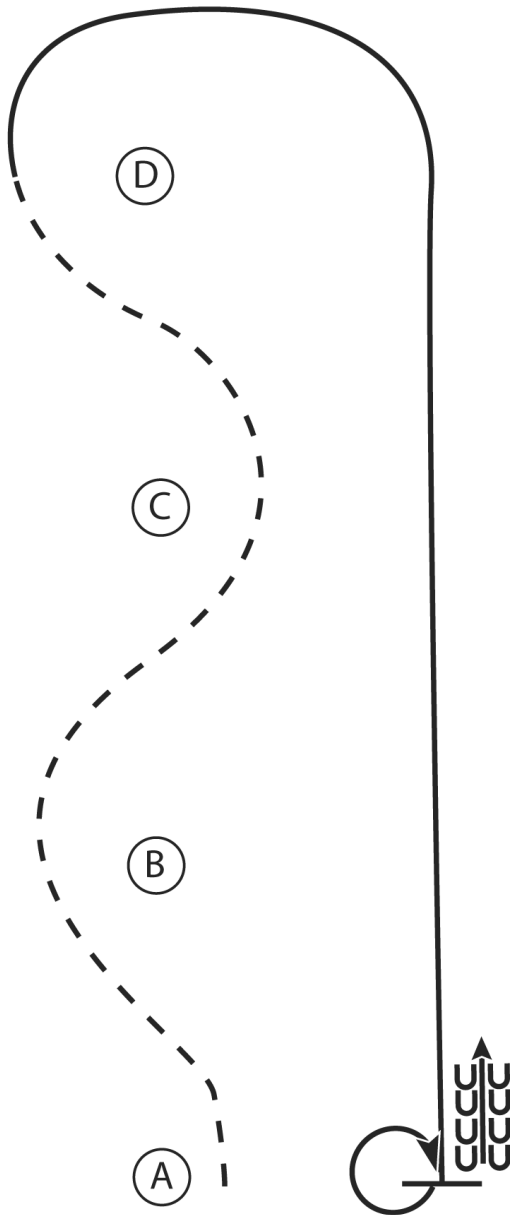
MQHYA Winter Spectacular

Feb 3, 2012 Hunt Seat Equitation (Amateur, Select & Youth)

Show Date: February 2012

w w w . H o r s e S h o w P a t t e r n s . c o m

w w w . H o r s e S h o w P a t t e r n s . c o m



1. Posting trot around A and B
2. When between B and C perform a sitting trot around C to D
3. At D canter on the right lead around D to A
4. At A stop and perform a 360 degree turn to the right on the hindquarters
5. Back 4 steps

Walk
Trot	- - - - -
Extended Trot	- - - - -
Canter	—————
Leg Yield	
Lead Change	↘
Back	←←←←← ←←←←←
Marker	(B)
Sidepass	←- - - - - ←

[HSE/2-6]

Pattern Provided by:
MQHA

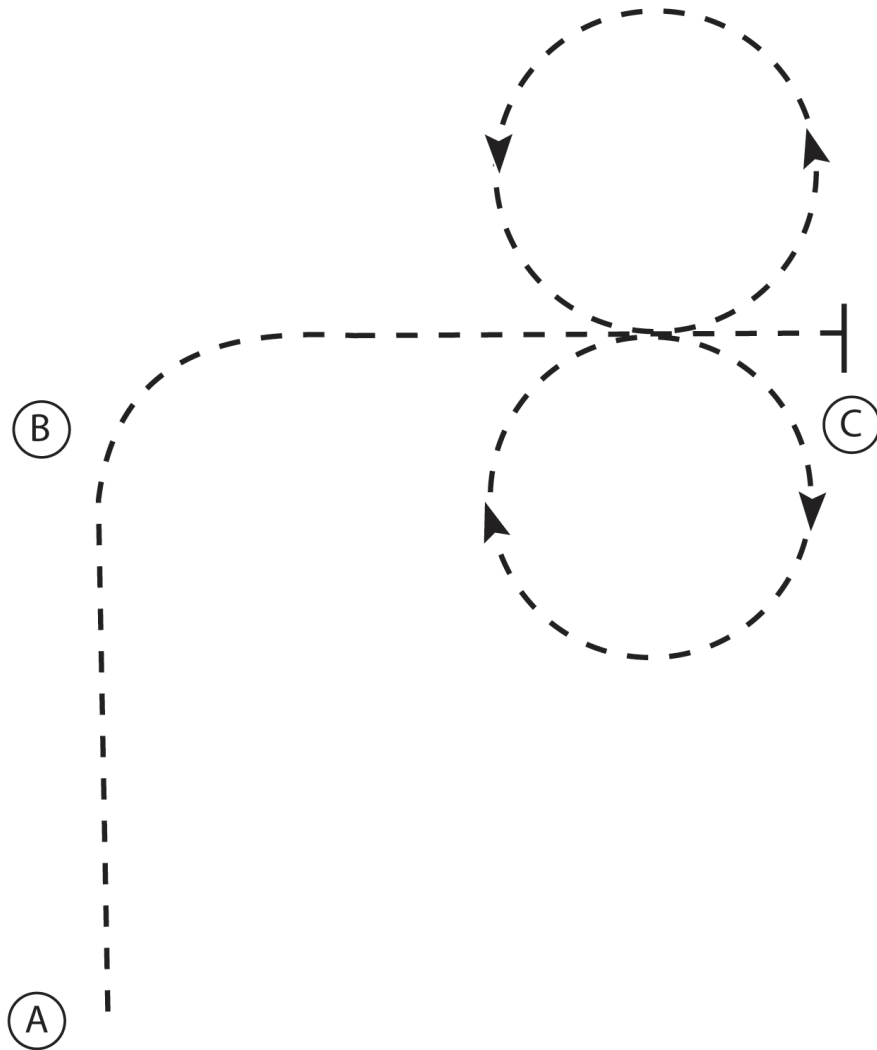
MQHYA Winter Spectacular

Feb 5, 2012 Hunt Seat Equitation (Small Fry)

Show Date: February 2012

w w w . H o r s e S h o w P a t t e r n s . c o m

w w w . H o r s e S h o w P a t t e r n s . c o m



1. Sitting trot A to B
2. At B posting trot towards C
3. Before C posting trot circle to the right followed by a posting trot circle to the left, continue to C
4. Stop at C

Walk
Trot	- - - - -
Extended Trot	- - - - -
Canter	—————
Leg Yield	
Lead Change	— / —
Back	←←←←← ←←←←←
Marker	(B)
Sidepass	- - - - - ←

[HSE/WT-7]

Pattern Provided by:

MQHA

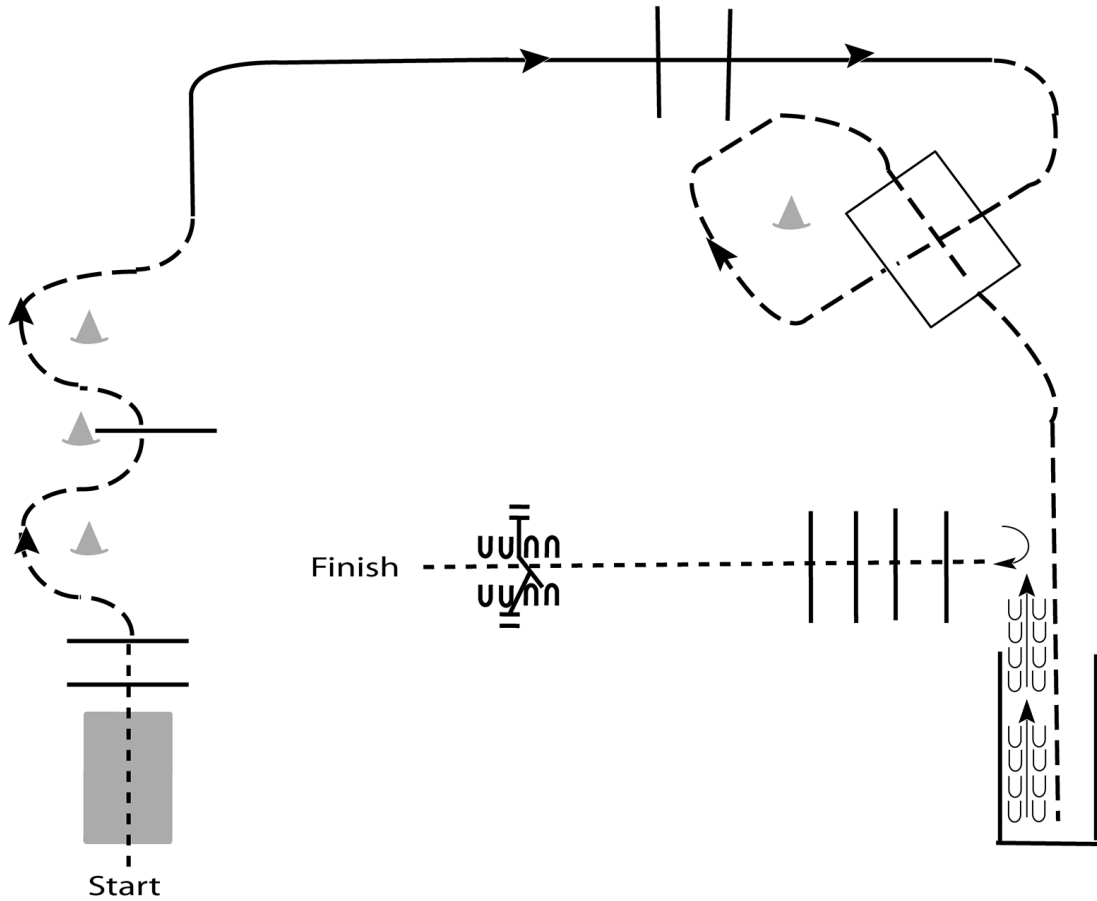
MQHYA Winter Spectacular

Feb 4, 2012 Trail (Small Fry)

Show Date: February 2012

www.HorseShowPatterns.com

www.HorseShowPatterns.com



Be ready at start.

1. Walk over bridge and over poles.
2. Jog through serpentine and over pole.
3. Lope on the right lead over poles.
4. Jog through box and into chute.
5. Back out of chute.
6. Turn 90 degrees and walk over elevated poles.
7. Work gate with left hand.

Walk	-----
Jog	- - - - -
Extended Jog	- - - - -
Lope	—————
Leg Yield	
Lead Change	— / —
Back	← ← ← ← ←
Marker	Ⓚ
Sidepass	← ——— →

[T/1-6]

Pattern Provided by:

MQHA

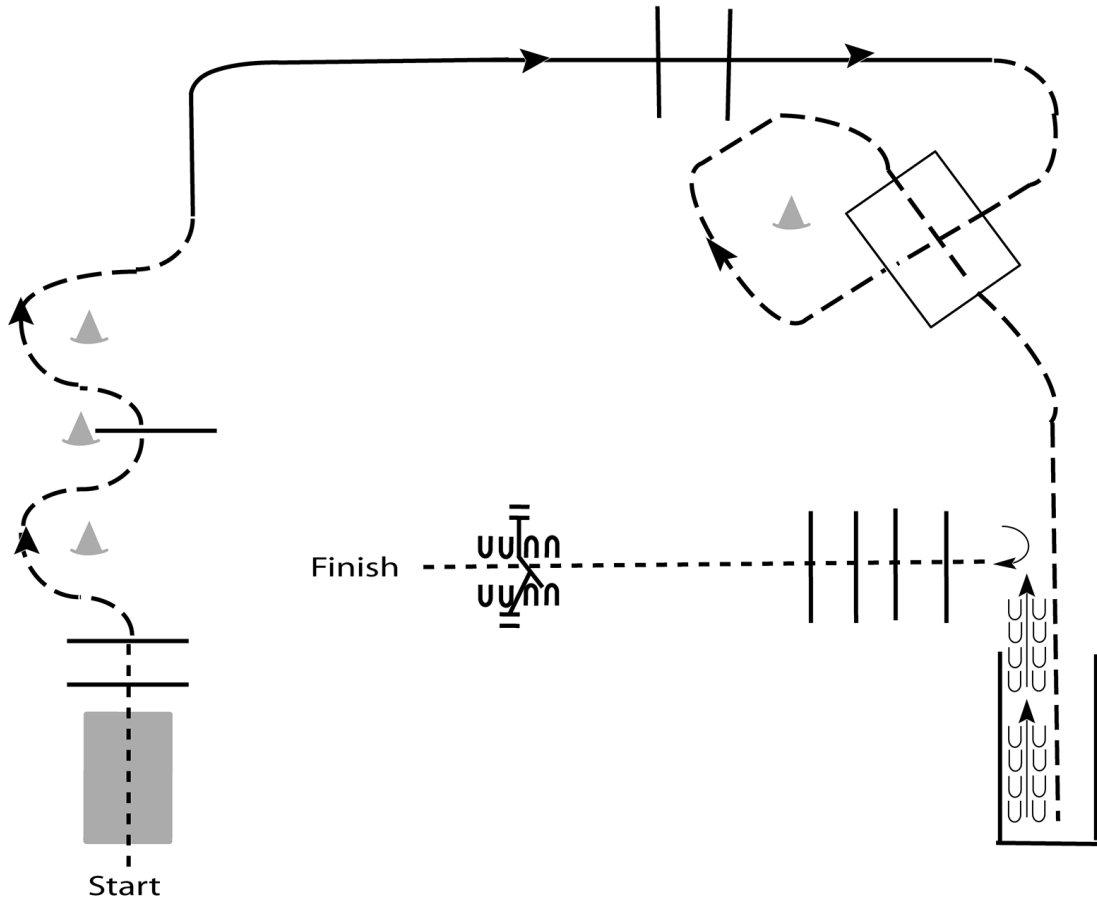
MQHYA Winter Spectacular

Feb 4, 2012 Trail (All Trail)

Show Date: February 2012

www.HorseShowPatterns.com

www.HorseShowPatterns.com



Be ready at start.

1. Walk over bridge and over poles.
2. Jog through serpentine and over pole.
3. Lope on the right lead over poles.
4. Jog through box and into chute.
5. Back out of chute.
6. Turn 90 degrees and walk over elevated poles.
7. Work gate with left hand.

Walk	-----
Jog	-----
Extended Jog	-----
Lope	=====
Leg Yield	
Lead Change	---/---
Back	←←←←←
Marker	ⓑ
Sidepass	←-----→

[T/1-6]

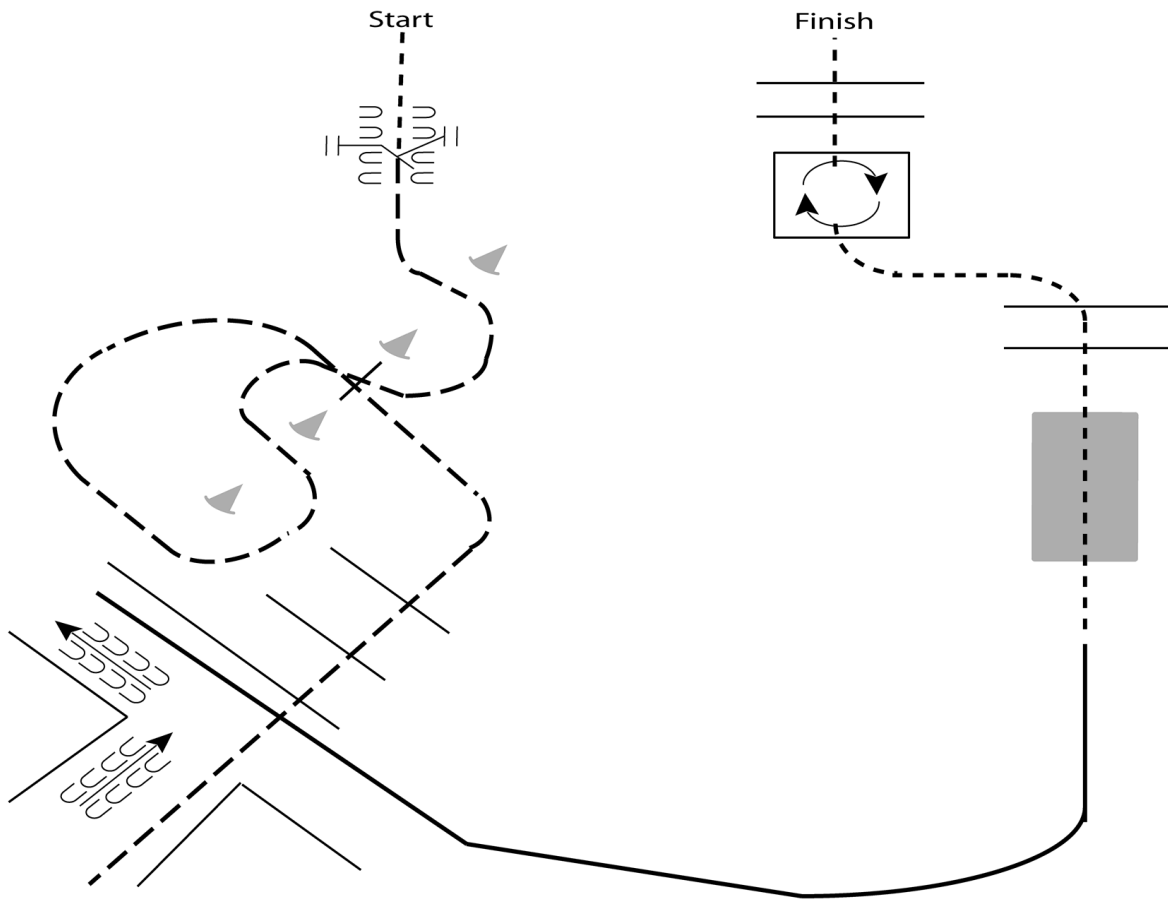
Pattern Provided by:

MQHA

MQHYA Winter Spectacular

Feb 2, 2012 Trail (All Trail)

Show Date: February 2012



1. Walk to and work gate.
2. Jog through cones and into chute.
3. Back the L.
4. Lope on the left lead to bridge.
5. Walk over bridge and elevated poles.
6. Walk into box and perform a 360 degree turn to the right.
7. Walk out of box and over elevated poles to finish.

Walk	-----
Jog	- - - - -
Extended Jog	- - - - -
Lope	—————
Leg Yield	+ + + + +
Lead Change	— / —
Back	← u u u u u u
Marker	ⓑ
Sidepass	←-----→

[T/1-4]

Pattern Provided by:
MQHA

www.HorseShowPatterns.com

www.HorseShowPatterns.com

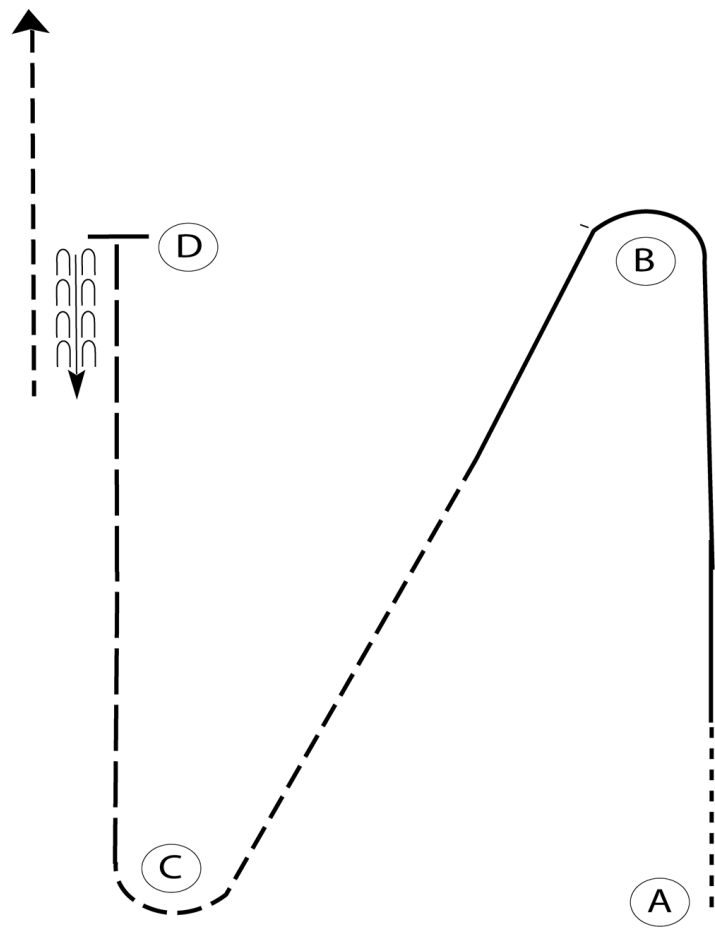
MQHYA Winter Spectacular

Feb 3, 2012 Western Horsemanship (Novice Youth & Novice Amateur)

Show Date: February 2012

w w w . H o r s e S h o w P a t t e r n s . c o m

w w w . H o r s e S h o w P a t t e r n s . c o m



Be ready at A.

1. Walk two horse lengths from A.
2. Lope on the left lead to and around B.
3. Halfway between B and C, break to a jog.
4. Jog to and around C.
5. Extend the jog from C to D.
6. Stop at D and back approximately one horse length
7. Exit at a jog.

Follow the instructions of your ring steward.

Walk	-----
Jog	- - - - -
Extended Jog	- - - - -
Lope	—————
Leg Yield	
Lead Change	— / —
Back	← c c c c
Marker	Ⓚ
Sidepass	←-----→

[WH/1-66]

Pattern Provided by:

MQHA

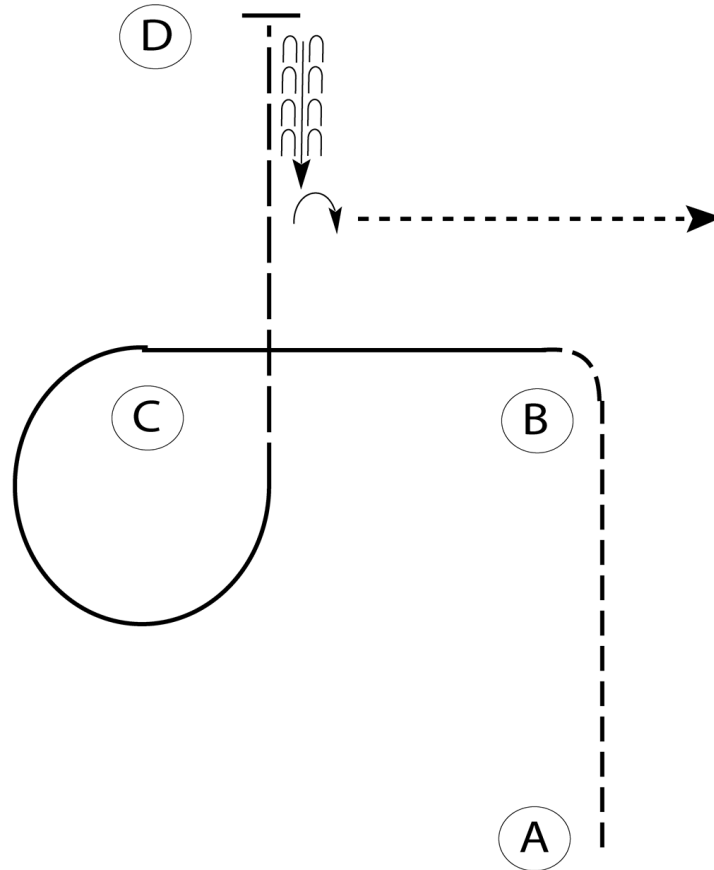
MQHYA Winter Spectacular

Feb 3, 2012 Western Horsemanship (Amateur, Select & Youth)

Show Date: February 2012

w w w . H o r s e S h o w P a t t e r n s . c o m

w w w . H o r s e S h o w P a t t e r n s . c o m



Be ready at A.

1. Jog to and around B.
2. Lope on the left lead from B to and around C.
3. Extended jog from C to D.
4. Stop at D and back approximately one horse length.
5. Turn 90 degrees to the right on the hindquarters and walk out.

Follow the directions of your ring steward.

Walk
Jog	-----
Extended Jog	- - - - -
Lope	—————
Lead Change	⋈
Back	← — — — —
Marker	Ⓟ

[WH/2-78]

Pattern Provided by:

MQHA

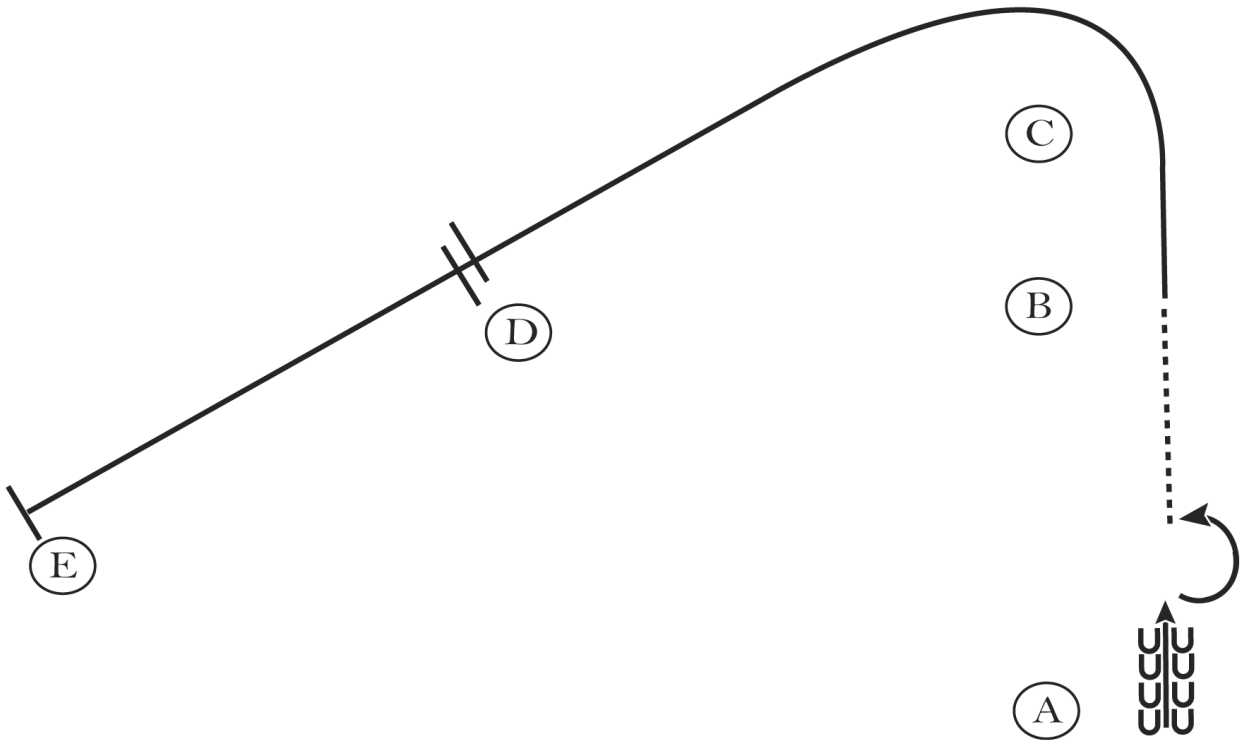
MQHYA Winter Spectacular

Feb 5, 2012 Western Horsemanship (Amateur, Select & Youth)

Show Date: February 2012

w w w . H o r s e S h o w P a t t e r n s . c o m

w w w . H o r s e S h o w P a t t e r n s . c o m



1. Start at A and back 4 steps
2. Perform a 180 degree turn to the left
3. Walk to B
4. At B lope on the left lead around C to D
5. At D perform a lead change and continue to E
6. Stop at E

Walk
Jog	-----
Extended Jog	- - - - -
Lope	—————
Leg Yield	
Lead Change	↘ ↙
Back	←←←←← →→→→→
Marker	⊙
Sidepass	- - - - -< <

[WH/2-41]

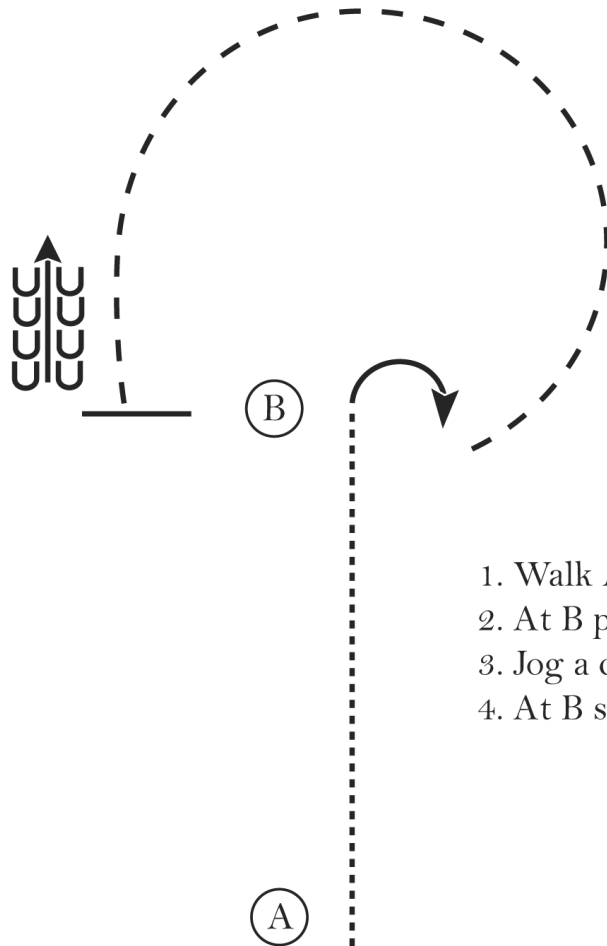
Pattern Provided by:

MQHA

MQHYA Winter Spectacular

Feb 4, 2012 Western Horsemanship (Small Fry Horsemanship)

Show Date: February 2012



1. Walk A to B
2. At B perform a 90 degree turn to the right
3. Jog a circle around B
4. At B stop and back 4 steps

Walk
Jog	- - - - -
Extended Jog	- - - - -
Lope	—————
Leg Yield	
Lead Change	↘
Back	← ← ← ← ←
Marker	(B)
Sidepass	←- - - - -

[WH/WT-7]

Pattern Provided by:

MQHA

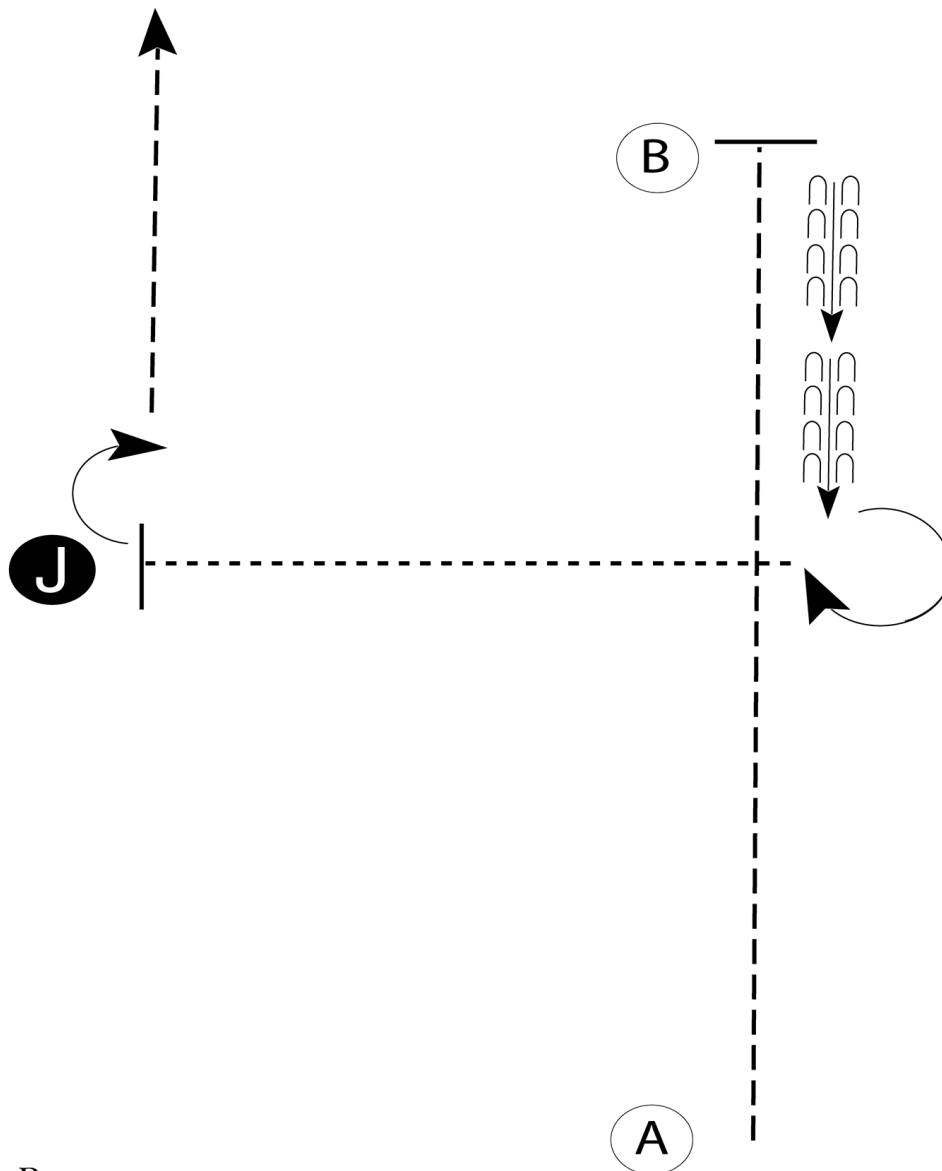
MQHYA Winter Spectacular

Feb 5, 2012 Showmanship (Small Fry)

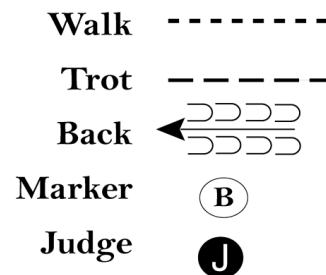
Show Date: February 2012

w w w . H o r s e S h o w P a t t e r n s . c o m

w w w . H o r s e S h o w P a t t e r n s . c o m



1. Trot A to B.
2. Stop at B.
3. Back halfway to A.
4. Perform a 270 degree turn .
5. Walk to the judge, stop and set up for inspection.
6. When dismissed, perform a 90 degree turn and trot away from judge.



Follow the instructions of your ring steward.

[S/WT-1]

Pattern Provided by:

MQHA